

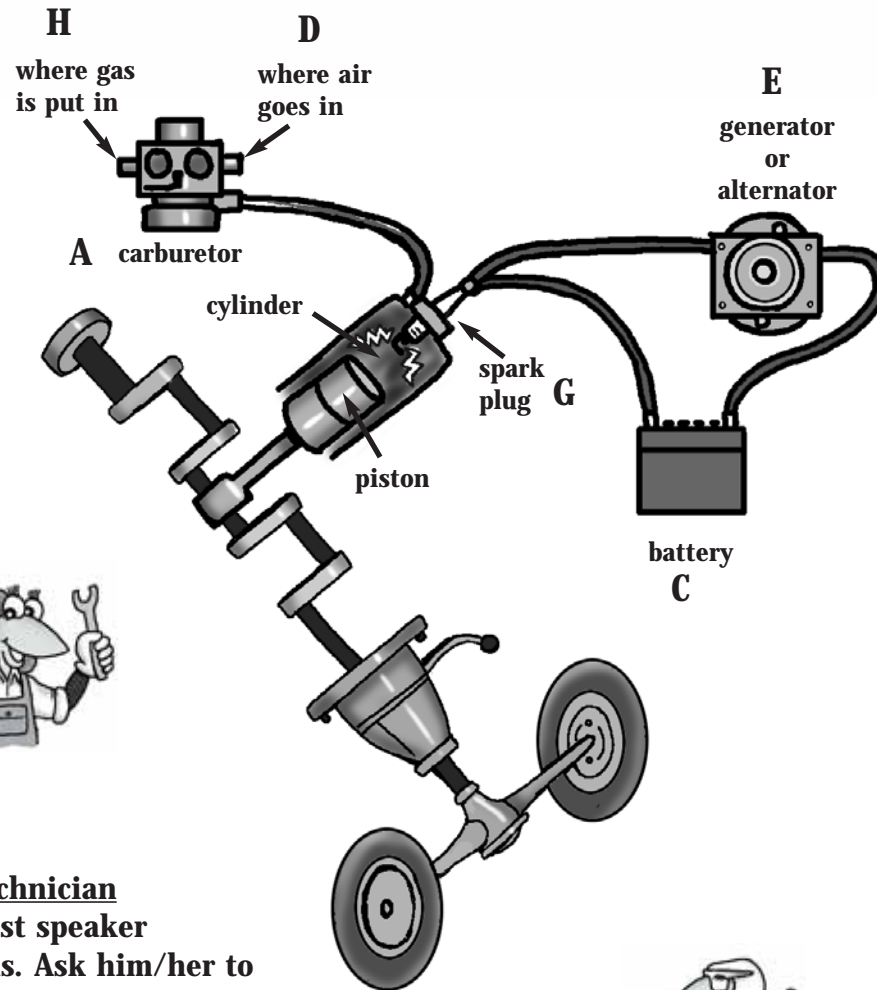




CAN YOU LOCATE THE PARTS?

Find the car parts below on the diagram.
Write the correct letter on the line.

1. battery ____
2. carburetor ____
3. generator or alternator ____
4. place where oil goes in ____
5. radiator ____
6. spark plug ____
7. where air goes in ____
8. where gas is put in ____



LEARNING EXTENSION...

1. Invite a Service Manager or Service Technician from a local car dealership to be a guest speaker and bring a car his/her dealership sells. Ask him/her to talk about his/her job and give some facts about the car. The speaker can then have students look under the hood of the car as he/she points out the parts above. Students can use the checklist above to help them. (They should add engine to the checklist as number 9.)
2. Assign the checklist as a homework activity to be completed with an adult on their car at home.

