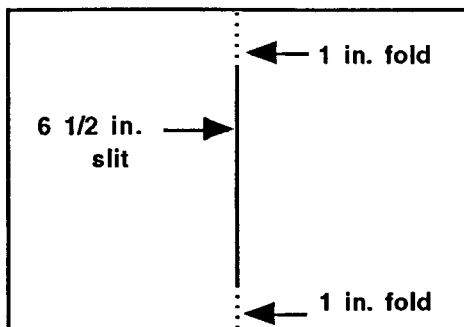


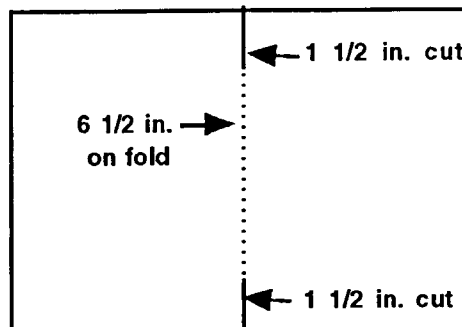
BLANK BOOK

DIRECTIONS:

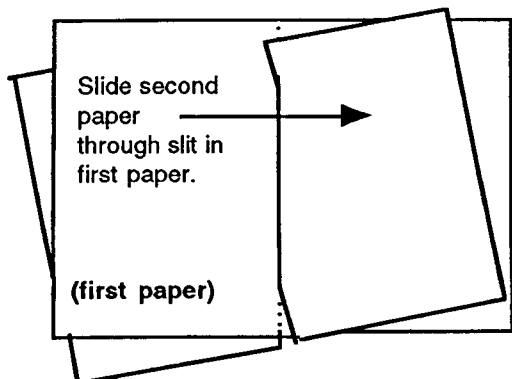
1. First paper



2. Second paper (also additional pages)



3. Combine the papers



4. Make the book

Fold closed to form a book. For additional pages, cut more paper the same way you cut the second paper. Then slide all of the papers through the slit in the first paper at the same time.



Teaching Tips for the Blank Book:

- Animal reports.... Name, habitat, characteristics (coloring, size, physical features, etc.), eating habits, predators, and offspring.
- A short story about a day in an animal's life.
- Write a story about an animal. Tell the advantages and disadvantages about being that animal. Ex. One advantage about being a snowshoe hare is that I can hide in the snow. One disadvantage about being a snowshoe hare is that foxes chase me.

