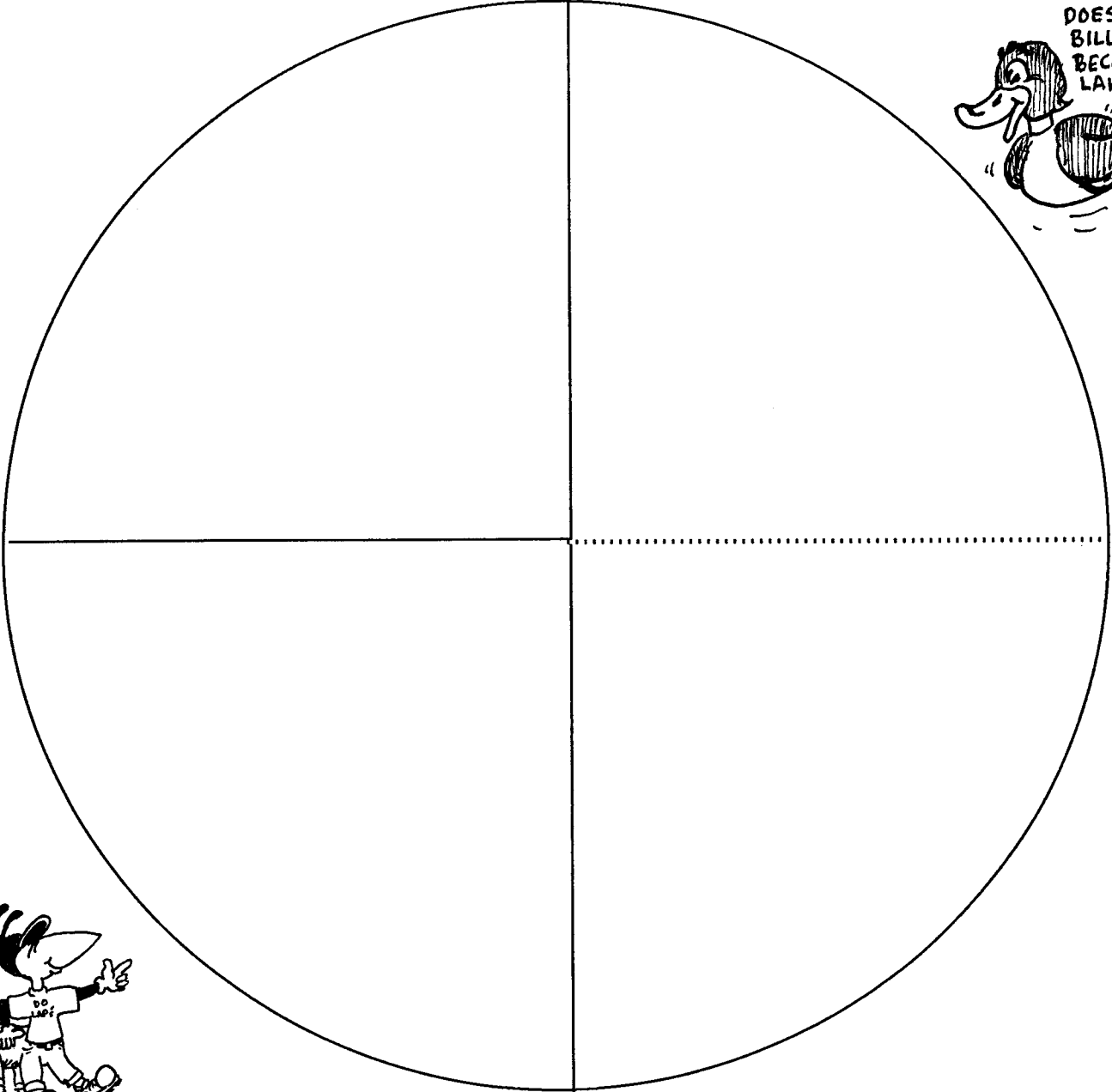


HOW A BILL BECOMES A LAW page 1

CAP 11

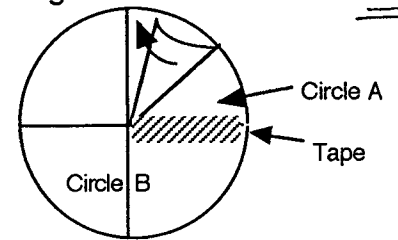
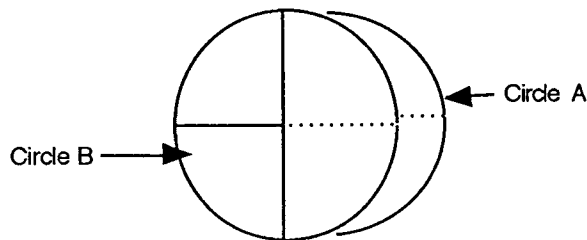
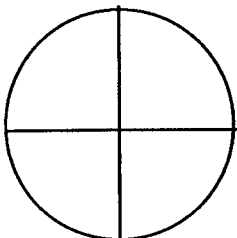
Follow the directions to make a "Story-Go-Round".

Then tell "HOW A BILL BECOMES A LAW" by gluing the steps on page 2 in order.



STORY-GO-ROUND

1. Cut 2 circles from the pattern. Call them circle A & circle B. Fold both into fourths. Unfold.
2. Mark and cut the dotted lines. Place circle B on top of circle A. Line up the cuts.
3. Lift one edge of circle B at the cut. Tape the lower cut edge of B to the cut edge of A.



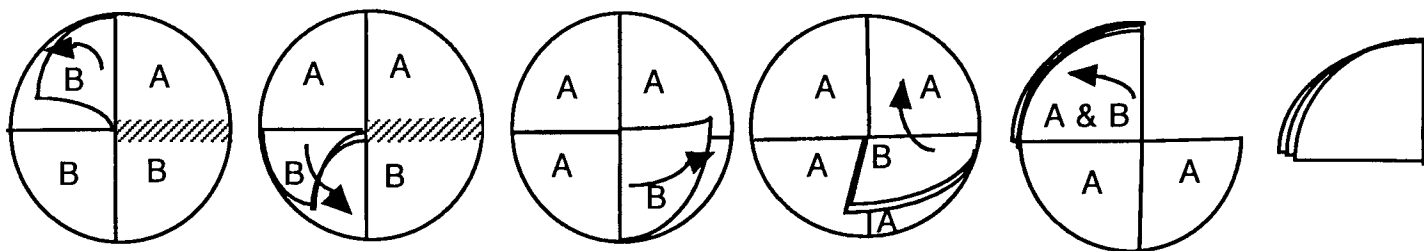
HOW A BILL BECOMES A LAW

Page 2

4. Continue folding circle B forward to cover the next fourth of circle B.

5. Continue folding circle B around and around, then keep folding over circle A, around and around.

6. The last fold will make a pie-shaped book.



7. On the top of the book, write "HOW A BILL BECOMES A LAW". Cut out and glue one of the sentences below on each page of the Story-Go-Round to show the sentences in the correct order.

The bill that was sent to the Senate by the House of Representatives is passed by the majority.

If the bill was vetoed, it must go back where it started.
If it was signed, it becomes a law.

The bill is sent to the Governor.

Then, if passed by 2/3 of the senators, it will become a law without the Governor's signature.

The bill is voted on and is passed by the majority in the House of Representatives.


If the bill goes back where it started, it must be passed by 2/3 of the representatives.

A bill has been presented to the House of Representatives.

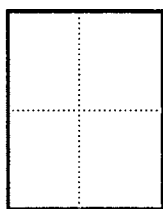
The bill is signed by the Governor and passes or the bill is vetoed.

ORIGAMI CAPITOL


1. Follow the directions below to construct the ORIGAMI CAPITOL on 12" x 18" white paper.
2. Cut and glue the capitol dome from ORIGAMI CAPITOL page 2, as shown.
3. Complete the ORIGAMI CAPITOL by following the directions in one of the options below as directed by your teacher.



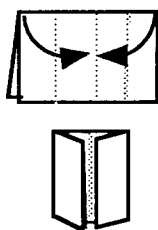
1. Fold paper into fourths. Open.



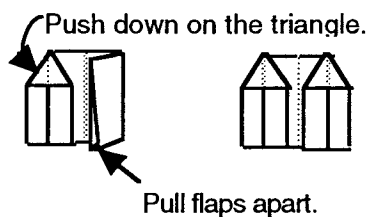
2. Fold in half again.



3. Fold flaps in to meet at the center.



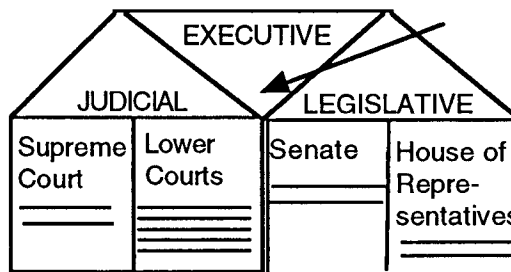
4. Pull flaps apart. Push down on the triangle to form doors and a roof.



OPTIONS FOR USING THE ORIGAMI CAPITOL

BRANCHES OF GOVERNMENT

1. Label the ORIGAMI CAPITOL as shown.
2. Fill in the spaces below the labels to describe what each branch does and to show the courts, departments and committees which fall under each label.



Write about the Executive Branch under the "doors".

HOW A BILL BECOMES A LAW

1. Write the steps to show HOW A BILL BECOMES A LAW on the front of the ORIGAMI CAPITOL.
2. Lift the "doors" and glue the diagram of HOW A BILL BECOMES A LAW from ORIGAMI CAPITOL page 2.

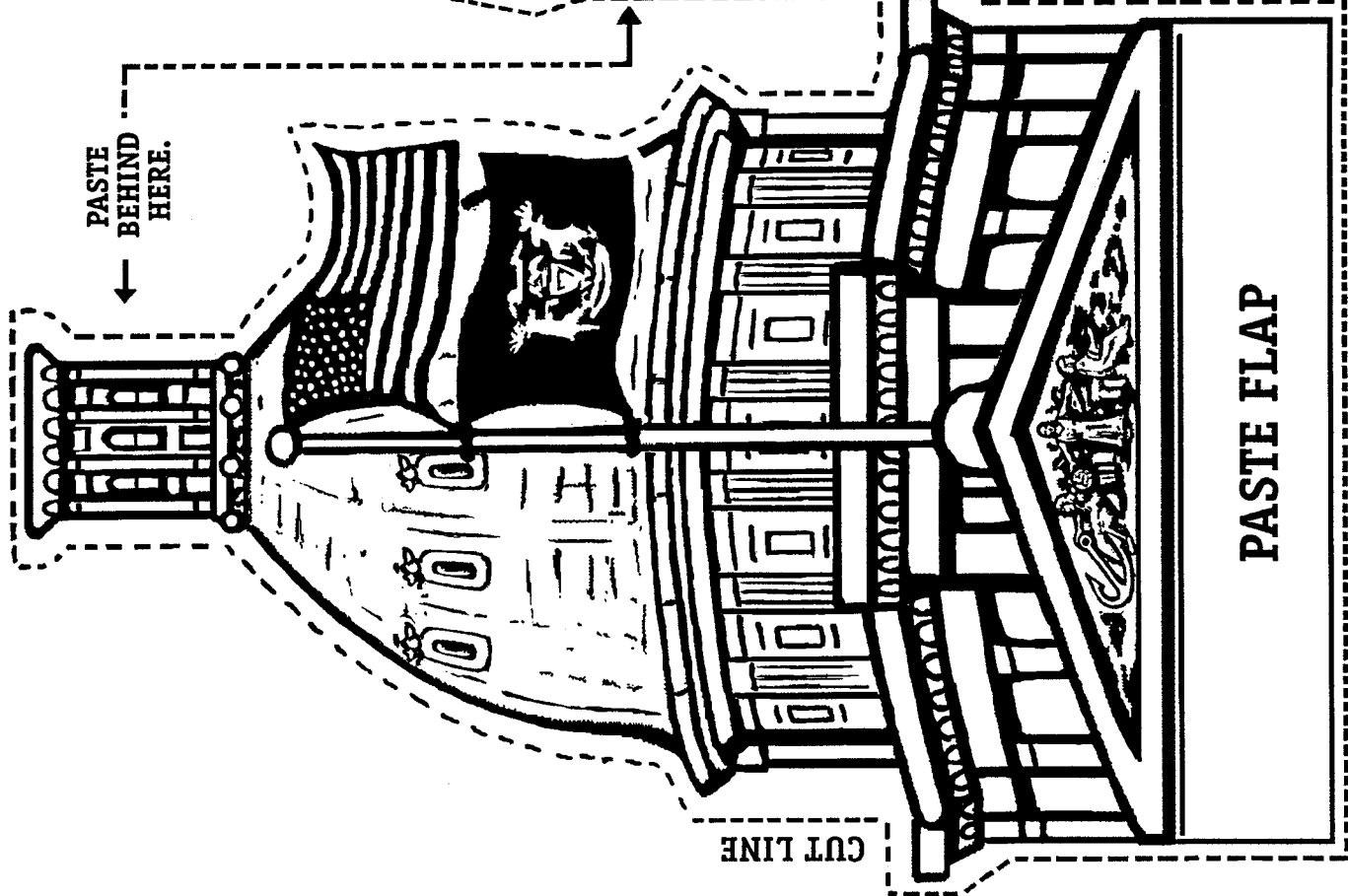
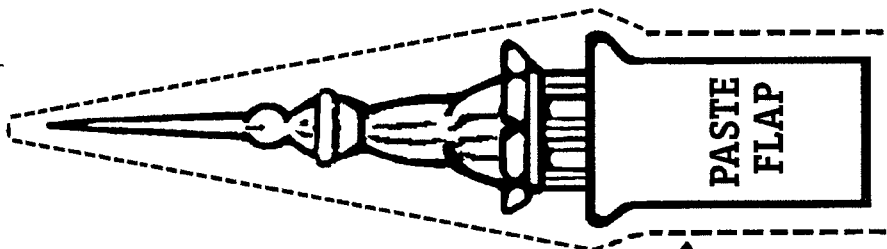
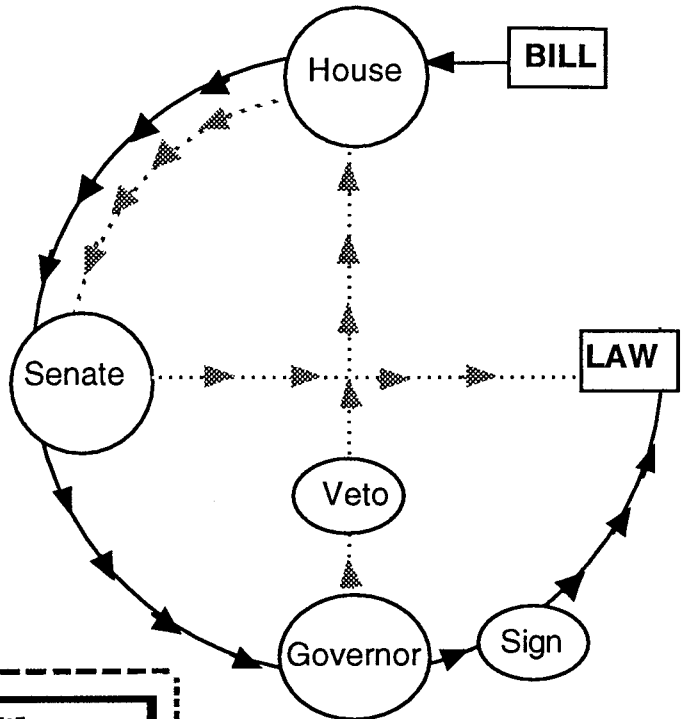
MICHIGAN'S COAT OF ARMS

1. List facts about Michigan on the front of the ORIGAMI CAPITOL.
2. Lift the "doors" and glue the Michigan Coat of Arms from ORIGAMI CAPITOL page 3 inside the ORIGAMI CAPITOL.
3. Fill in the blanks on ORIGAMI CAPITOL page 3 to describe the Michigan Coat of Arms, cut on the bold lines and glue it on the back of the ORIGAMI CAPITOL.

ORIGAMI CAPITOL page 2

HOW A BILL BECOMES A LAW

1. A bill begins with an idea that is presented to the House of Representatives or the Senate. This bill started in the House of Representatives.
2. If it is passed by the majority of Representatives, it goes to the Senate.
3. If it is passed by the majority of Senators, it goes to the Governor.
4. If the Governor signs it, it becomes a law. (Follow the solid line in the diagram at the right.)
5. If the Governor vetoes it, it goes back to where it started. (Follow the dotted line.)
6. If two thirds of the Representatives pass it, it goes to the Senate.
7. If two thirds of the Senators pass it, it becomes a law without the Governor's signature.

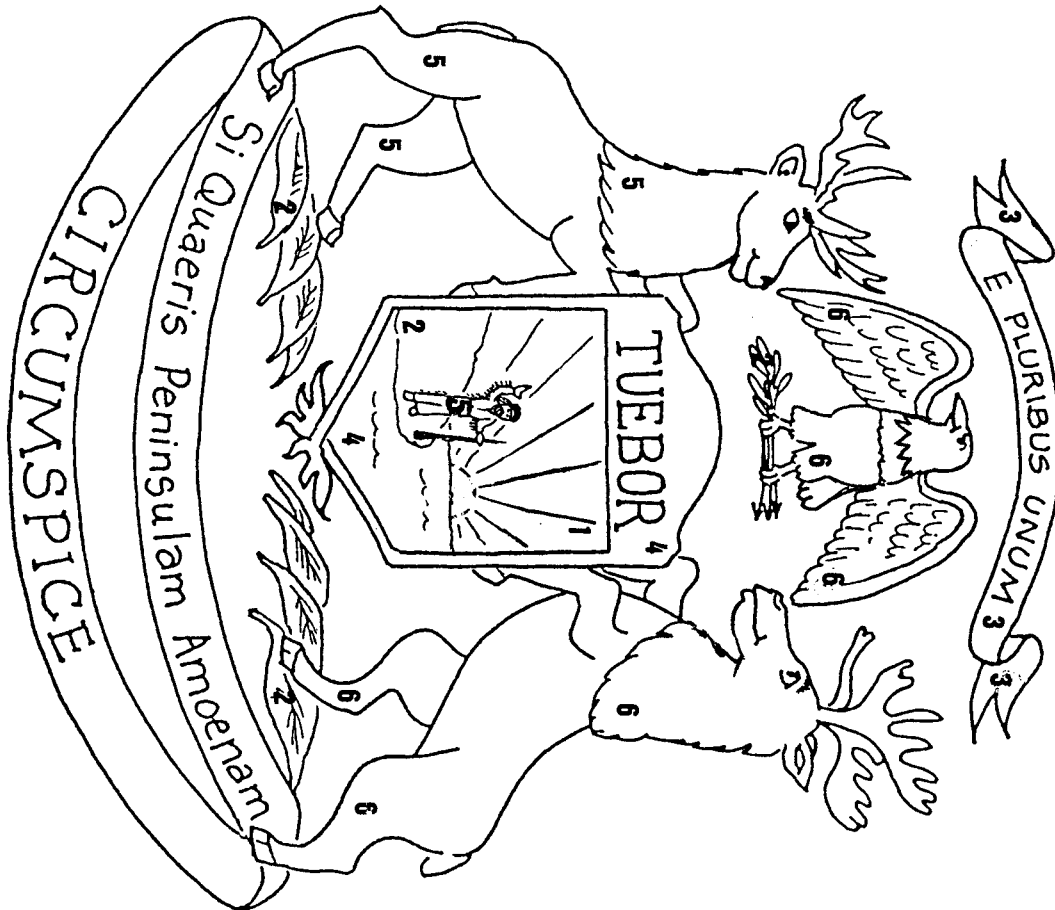


ORIGAMI CAPITOL page 3

Fill in the blanks and use this information with the COAT OF ARMS with the ORIGAMI CAPITOL page.

Our state flag has the state _____ on it. "E PLURIBUS UNUM" means _____. The eagle is our national _____. It holds an olive branch which means we want _____. Thirteen olives are for the thirteen original _____. The shield is held by a moose on the _____ and an _____ on the right. The sun is setting over the _____. A man stands on a _____ with his right _____ raised for peace. His left hand holds a _____ to show that even though we want peace, we will defend our _____. "TUEBOR" means _____." "SE QUAERIS PENINSULAM AMOENAM CIRCUMSPICE" means, "If you seek a pleasant peninsula, _____."

ANSWER BOX	state and nation	peninsula	states	gun	defend
	coat of arms	look about you	bird	hand	left
	I will defend	from many one	peace	elk	lake



MICHIGAN COAT OF ARMS

1 = yellow
 2 = green
 3 = red
 4 = blue
 5 = light brown
 6 = dark brown